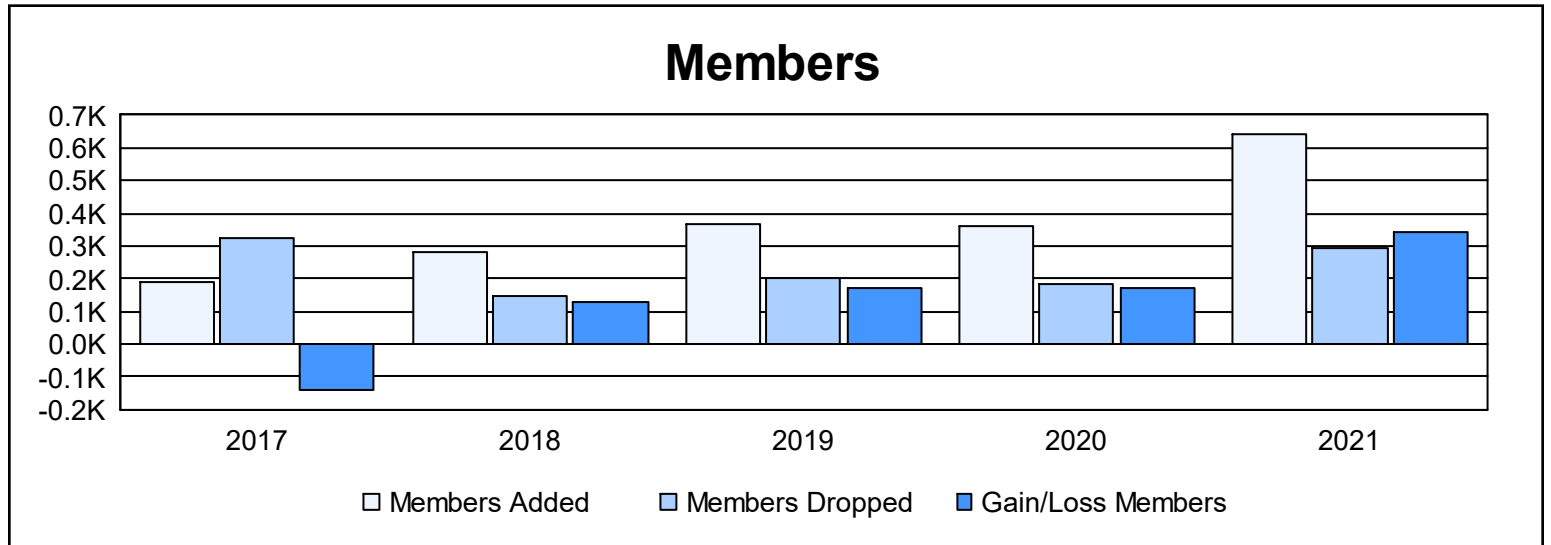
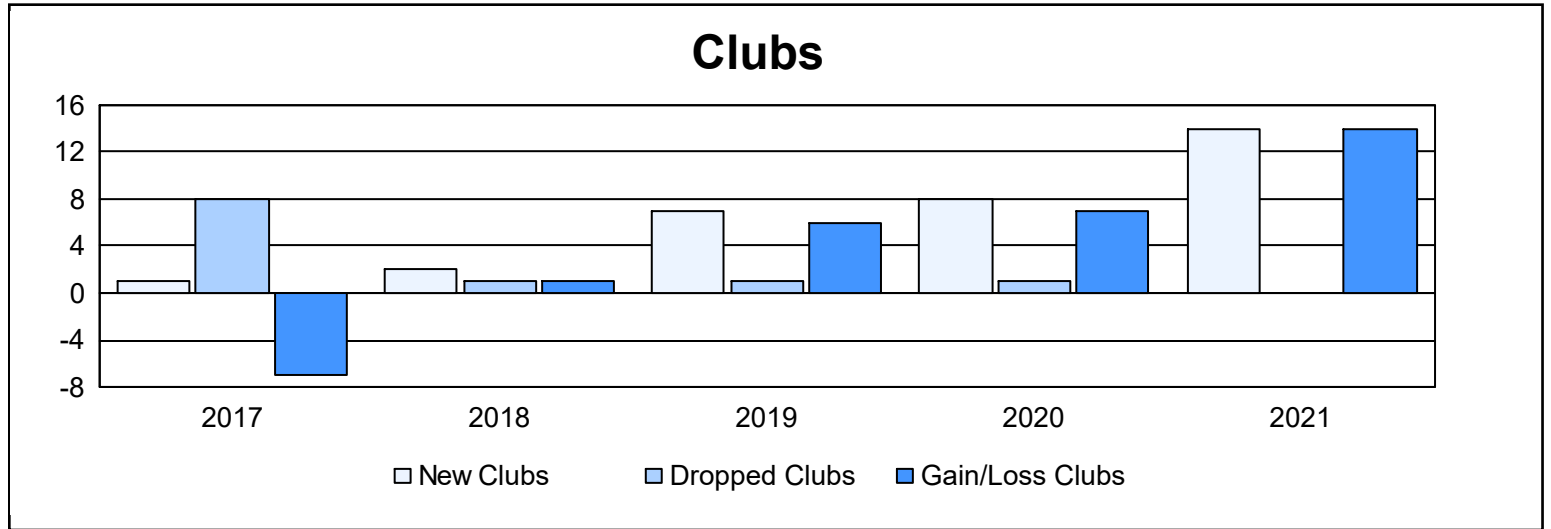
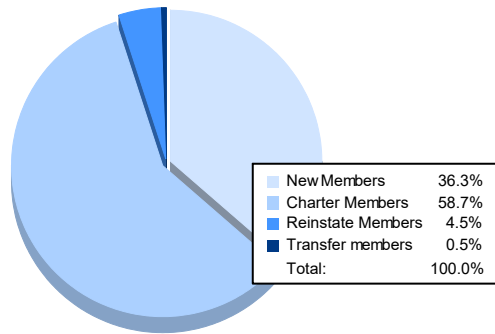


Year	New Clubs	Dropped Clubs	Gain/ Loss Clubs	New Members	Charter Members	Reinstate Members	Transfer Members	Total Member Added	Total Members Dropped	Gain/ Loss Members
2016-2017	1	8	-7	136	41	9	1	187	325	-138
2017-2018	2	1	1	186	89	4	0	279	150	129
2018-2019	7	1	6	185	168	14	2	369	199	170
2019-2020	8	1	7	135	204	16	4	359	185	174
2020-2021	14	0	14	233	376	29	3	641	296	345
<b>Average</b>	<b>6</b>	<b>2</b>	<b>4</b>	<b>175</b>	<b>176</b>	<b>14</b>	<b>2</b>	<b>367</b>	<b>231</b>	<b>136</b>



### Membership Composition June 2021 Cumulative



### Gender Composition June 2021 Cumulative

